

Government Arts, Commerce & Science College Kachhal

Academic Year: 2023-24

Students Feedback Analysis for Academic year: 2022-23

Government Arts, Commerce & Science College Kachhal has collected data from Students, Teachers as well as Alumnus. Total 179 Responses of Students from Arts, Commerce & Science Background we have received. Total of 16 Parameters are introduced to understand quality teaching and all associated things with teaching-learning. Brief study of taken feedback is given below:

1. Course Name:

Course Name

179 responses



● Arts
● Commerce
● Science

Interpretation:

As per the above chart, Government Arts, Commerce & Science College has received Total 179 responses. Out of total data, 83.2 % of responses are from Arts Background. 14.5 % responses are from Commerce Background and 2.3 % responses are from science. So, Students of Arts are majorly taking part in giving feedbacks whereas Science Students are in very less numbers.

2. Class Name of Students:

Class Name

179 responses



● First Year
● Second Year
● Third Year

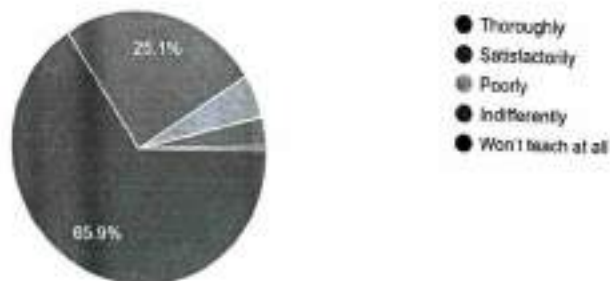


Interpretation:

In Arts, Commerce and Science course Background, Majority of the Students are of Second year i.e., 48.6%. Third Year students are giving feedbacks in very less numbers i.e., 8.4 %.

3. How well did the Teachers prepare for the classes?

How well did the teachers prepare for the classes?
179 responses



Interpretation:

As per above given chart, out of total 179 responses received from Students, 65.5 % Teachers are preparing lectures thoroughly and delivering in class. So, it is a good sign for college that Quality education is imparting.

4. How well were the teachers able to communicate?

How well were the teachers able to communicate?
179 responses



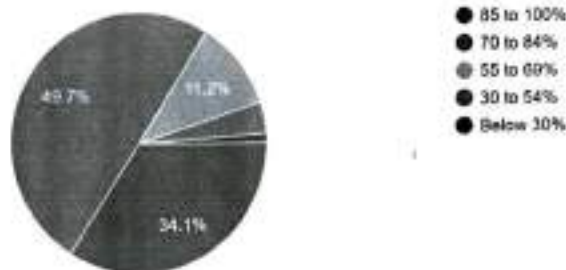
Interpretation:

As per above given chart, out of total 179 responses received from Students, 70.9% Teachers have good communication skills and conveying their core concept of subject very well.



5. How much of the syllabus was covered in the class?

How much of the syllabus was covered in the class?
179 responses



Interpretation:

As per above given chart, out of total 179 responses received from Students, 83.8 % of students believed that teachers are completing 70 % and above syllabus across the semester. So overall understanding of subject is imparted in class.

6. The teaching and mentoring process in your college facilitates you in cognitive growth?

The teaching and mentoring process in your College facilitates you in cognitive growth?
179 responses



Interpretation:

As per above given chart, out of total 179 responses received from Students, 92.2% of students believe that Teaching and mentoring process in college leads to cognitive growth. Along with Subject Knowledge, Holistic development is also existed.



7. Teachers inform you about your expected competencies, course outcomes and Program Outcomes?

Teachers inform you about your expected competencies, course outcomes and programme outcomes?

179 responses



Interpretation:

As per above given chart, out of total 179 responses received from Students, 67.6 % Students believe that Teachers share not only contents of subject but also application of subject to the students. Teachers try to share future outcomes of presented subject.

8. The department/teachers use student centric methods, such as experiential learning, participative learning and problem-solving methodologies for enhancing learning experiences?

The Department/ teachers use student centric methods, such as experiential learning, participative learning and problem solving methodologies for enhancing learning experiences?

179 responses



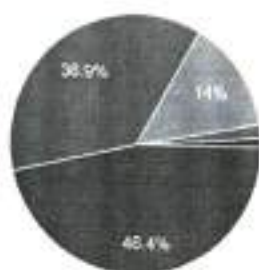
Interpretation:

As per the above chart, Government Arts, Commerce & Science College has received Total 179 responses. Out of total data, 62.6% of students believe that Teachers are using diversified teaching methods to enhance new learning experiences; Such as experiential learning Participative learning and Problem-solving methodologies.



9. The College makes effort to engage students in the monitoring, review and continuous quality improvement of the teaching learning process?

The College makes effort to engage students in the monitoring, review and continuous quality improvement of the teaching learning process?
179 responses



- Strongly agree
- Agree
- Neutral
- Disagree
- Strongly disagree

Interpretation:

As per the above chart, Government Arts, Commerce & Science College has received Total 179 responses. Out of total data, 83.3% of students believe that Teachers are engaging students in monitoring, review and continuous quality improvement of the teaching learning process. It is indication of transparent evaluation system of college.

10. Teachers are able to identify your weakness and help you to overcome them?

Teachers are able to identify your weaknesses and help you to overcome them?
179 responses



- Every time
- Usually
- Occasionally/Sometimes
- Rarely
- Never

Interpretation:

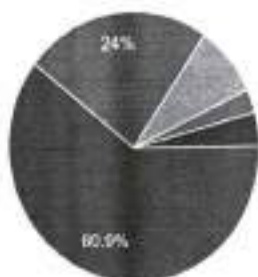
As per the above chart, Government Arts, Commerce & Science College has received Total 179 responses. Out of total data, 90.5 % of students believe that teachers are able to identify students' weakness in learning and other co-curricular activity and help them to overcome on it.



11. Fairness of the internal evaluation process by the teachers?

Fairness of the internal evaluation process by the teachers?

179 responses



- Always fair
- Usually fair
- Sometimes unfair
- Usually unfair
- Unfair

Interpretation:

As per the above chart, Government Arts, Commerce & Science College has received Total 179 responses. Out of total data, 84.9 % of students believe that Internal Evaluation process is very transparent and fair. Teachers are very loyal with their evaluation process and releasing marks to university too.

12. How well maintained are the facilities at this college?

How well maintained are the facilities at this College?

179 responses



- Extremely well-maintained
- Very well-maintained
- Not So well-maintained
- Not at all well-maintained
- somewhat well-maintained

Interpretation:


As per the above chart, Government Arts, Commerce & Science College has received Total 179 responses. Out of total data, around 82.7% of students believe that College is maintaining their infrastructure nicely. Water facilities, Electricity facilities and other necessary facilities are given and maintained by college.



13. The College takes active interest in promoting internship, student exchange, field visit opportunities for students?

The College takes active interest in promoting internship, student exchange, field visit opportunities for students?

179 responses



Interpretation:

As per the above chart, Government Arts, Commerce & Science College has received Total 179 responses. Out of total data, 76.9 % of students believe that College is working on overall development of students. Not only by delivering subject knowledge, College has planned Field trip, Industry visits for practical learning.

14. Teachers encourage you to participate in extracurricular activities?

Teachers encourage you to participate in extracurricular activities?

179 responses



Interpretation:

As per the above chart, Government Arts, Commerce & Science College has received Total 179 responses. Out of total data, only 28 % of teachers are encouraging students to take part extracurricular activities. 15.6% of students do not want to respond in this question.



15. What percentage of teachers use ICT tools such as LCD Projector, Multimedia etc. while teaching?

What percentage of teachers use ICT tools such as LCD projector, Multimedia, etc. while teaching?

179 responses



- Above 90%
- 70 - 89%
- 50 - 69%
- 30 - 49%
- 0 - Below 29

Interpretation:

A per the above chart, Government Arts, Commerce & Science College has received Total 179 responses. Out of total data, 54 % of students believe that teachers are using ICT tools while teaching their subject. Rest of the teachers are using Chalk and talk Method. Subject of Accountancy and Statistics need only chalk and talk method because of their numerical sums.

16. How safe do you feel in college?

How safe do you feel in College?

179 responses



- Extremely Safe
- Very Safe
- Not so Safe
- Not at all Safe
- Somewhat Safe

Interpretation:

A per the above chart, Government Arts, Commerce & Science College has received Total 179 responses. Out of total data, 97% of Students specifically Girl Students are feeling safe in college campus. College is providing basic facilities to girl students too. Even college organizes workshop of women empowerment, karate etc, class for students.



Principal
Govt. Arts-Com. & Science
College Karcheliya (Kachhal)
Ta. Mahuva, Dist. Surat.

Government Arts, Commerce & Science College Kachhal

Academic Year: 2023-24

Alumina Feedback Analysis for Academic year: 2022-23

Government Arts, Commerce & Science College Kachhal has collected data from Students, Teachers as well as Alumnus. Total 35 Responses of Alumnus from Arts, Commerce & Science Background we have received. Total of 14 Parameters are introduced to understand quality teaching and all associated things with teaching-learning. Brief study of taken feedback is given below:

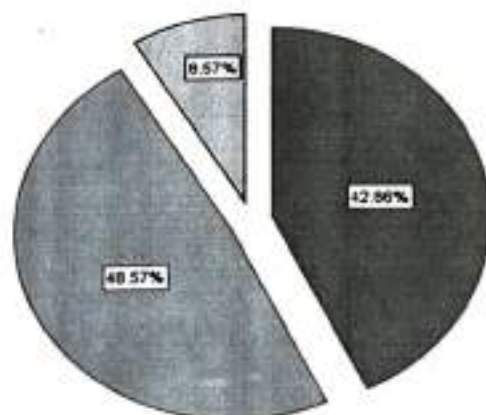
College has considered total 14 parameters to receive valuable feedbacks from alumnus which are given below:

| | |
|----|---|
| 1 | Admission Procedure |
| 2 | Alumni Association/Network of old Friends |
| 3 | College ambience and Environment |
| 4 | Faculty |
| 5 | Fee structure |
| 6 | How do you rate the courses running over the year |
| 7 | How do you rate the learning experience in terms of teaching and learning |
| 8 | Infrastructure & Computer Lab facilities |
| 9 | Library resources Provided |
| 10 | Training & Placement Facility Provided |
| 11 | Industry visits Provided |
| 12 | Quality of support material Provided |
| 13 | Overall Rating of the College |
| 14 | Overall rating of academic programs |

1.

Admission Procedure

■ Excellent
■ Very Good
■ Good



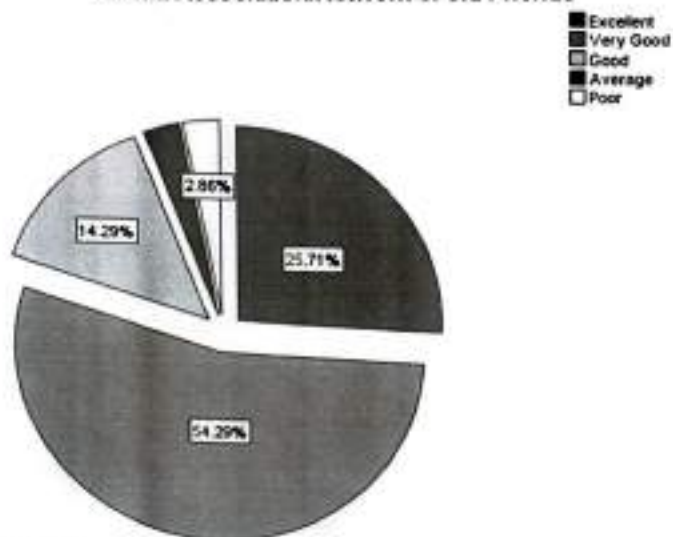
Interpretation:

Looking to the above given chart, All Alumnus believes that Admission Procedure is quite easy. 48.57% Alumnus have given Excellent rating to Admission Procedure.



2.

Alumni Association/Network of old Friends

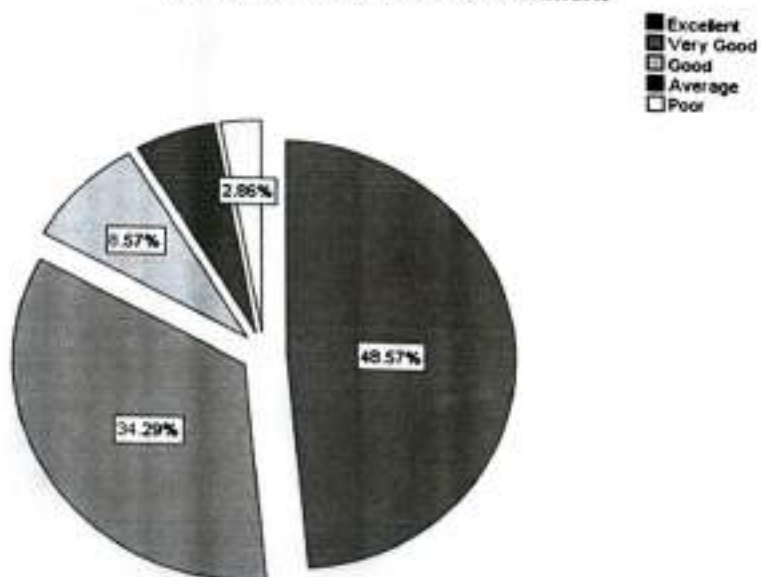


Interpretation:

Looking to the above given chart, around 80 % Alumnus believes that College is working on building Network amongst Pass Out students. Build Association is Working hard to minimize gap between college and students.

3.

College ambience and Environment



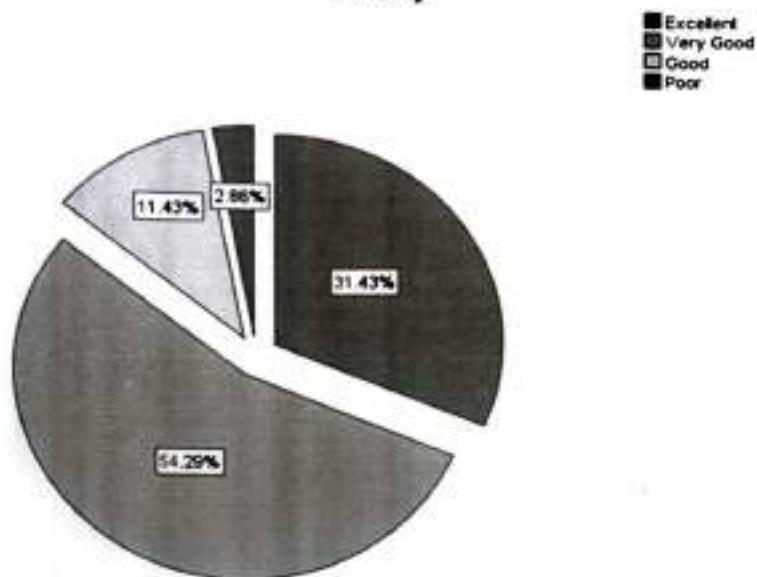
Interpretation:

Looking to the above given chart, around 80 % Alumnus believes that College has great ambience and learning environment.



4.

Faculty

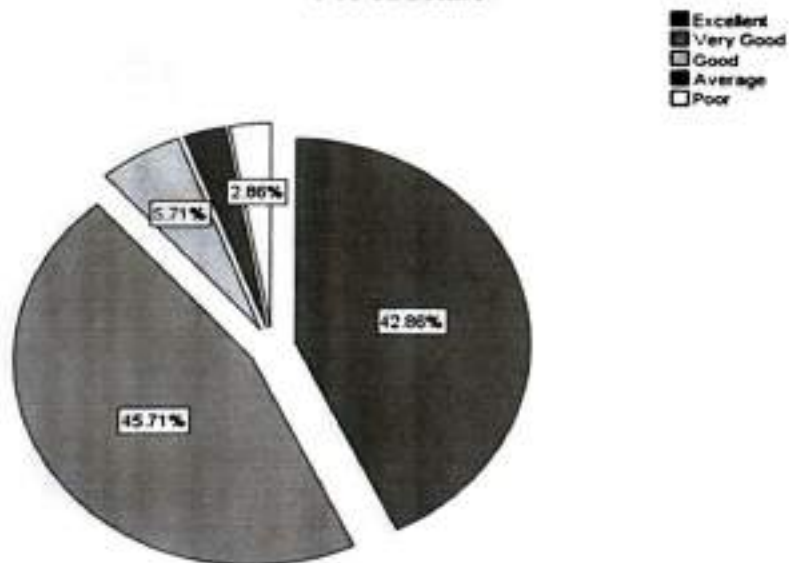


Interpretation:

Looking to the above given chart, around 80 % Alumnus believes that Quality of Faculty is up to the mark and excellent delivery in speech.

5.

Fee structure



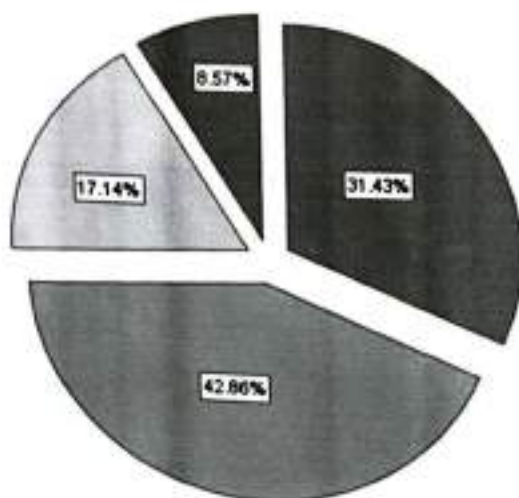
Interpretation:

Looking to the above given chart, around 90 % Alumnus believes that Fees Structure is affordable.



6. How do you rate the courses running over the year?

■ Excellent
■ Very Good
■ Good
■ Average



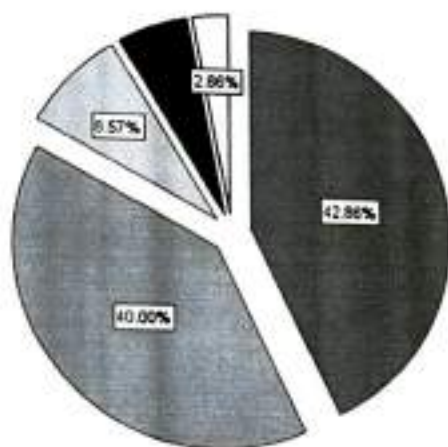
Interpretation:

Looking to the above given chart, around 75 % of alumnus have rated overall courses as very good and excellent.

7.

How do you rate the learning experience in terms of teaching and learning

■ Excellent
■ Very Good
■ Good
■ Average
■ Poor



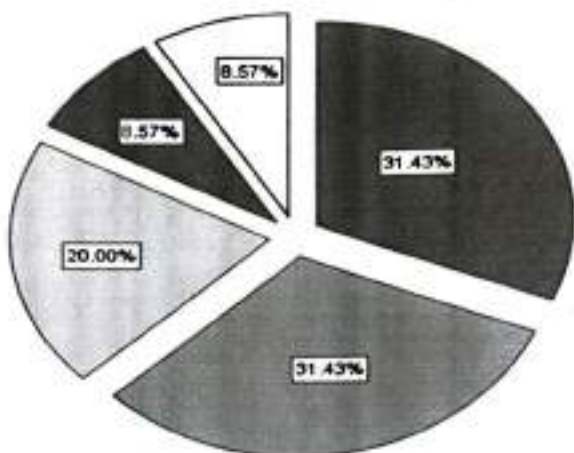
Interpretation:

Looking to the above given chart, around 82 % of students have rated Very Good and Excellent in Teaching and learning Experience.



8.

Infrastructure & Computer Lab facilities

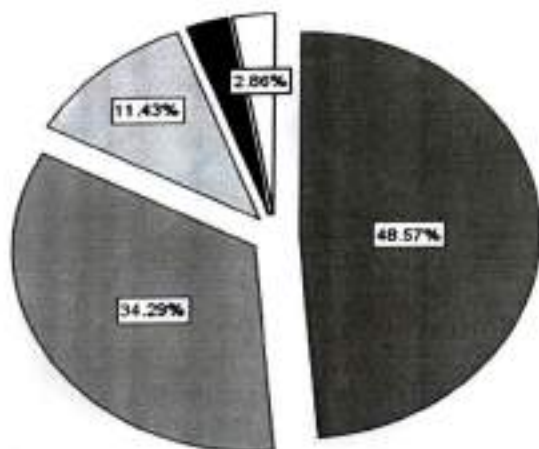


Interpretation:

Looking to the above given chart, around 65 % Alumnus satisfies with the Infrastructure and Computer lab facilities.

9.

Library resources Provided



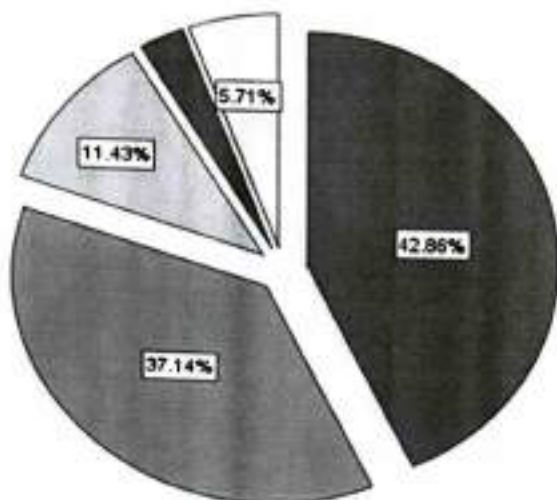
Interpretation:

Looking to the above given chart, around 82 % of alumnus satisfies with the library resources provided by college.



10.

Training & Placement Facility Provided

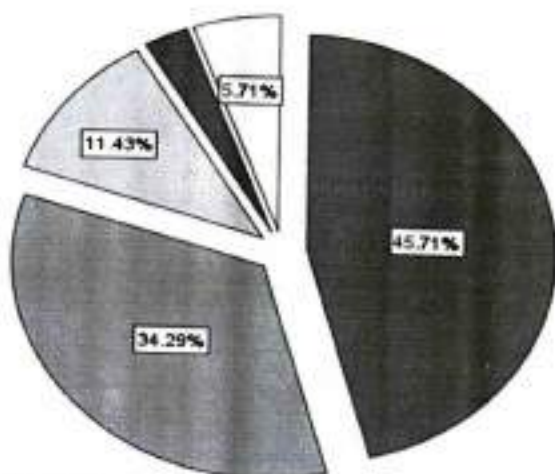


Interpretation:

Looking to the above given chart, around 80 % Alumnus satisfies with the Training & Placement Facility.

11.

Industry visits Provided



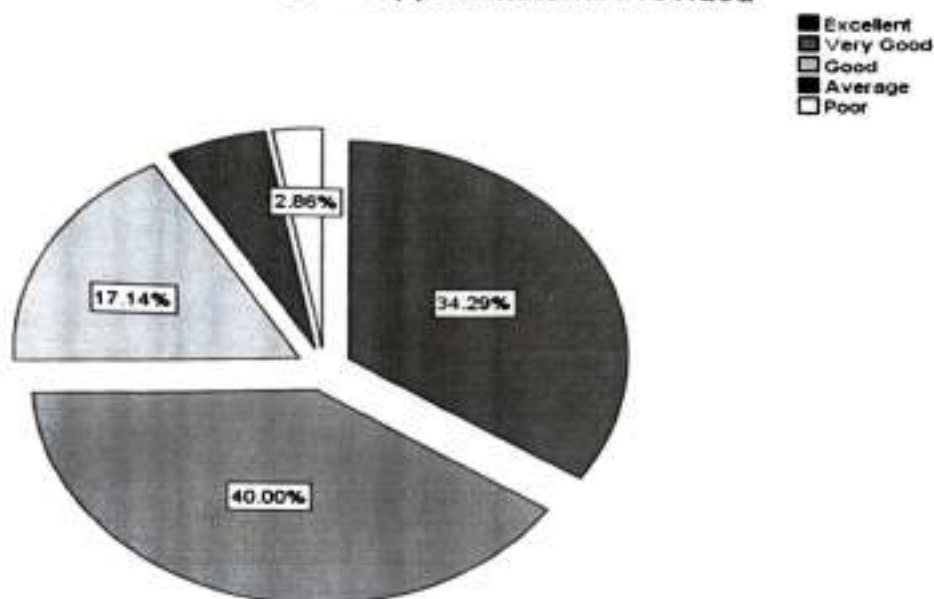
Interpretation:

Looking to the above given chart, around 80 % Alumnus satisfies with the Industry visits organized by college.



12.

Quality of support material Provided

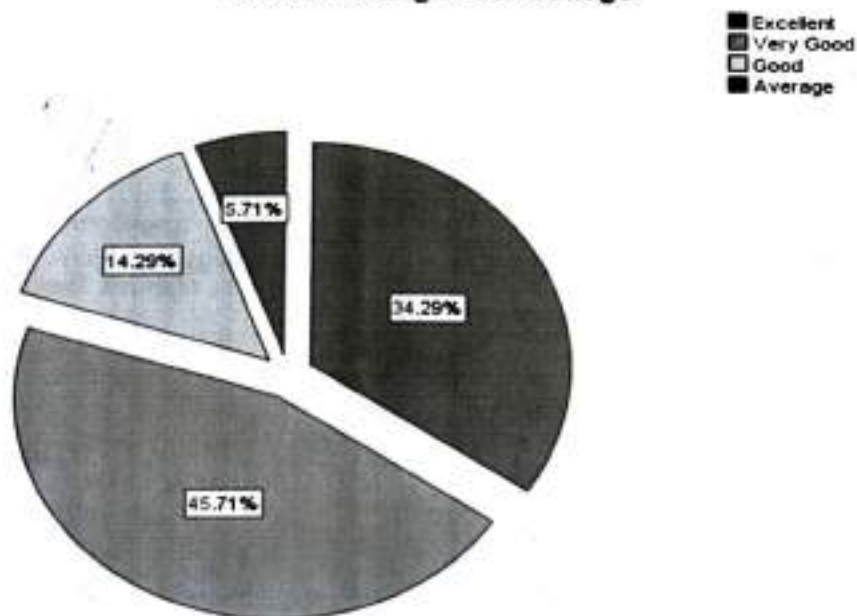


Interpretation:

Looking to the above given chart, around 74 % Alumnus satisfies with the quality material provided by college teacher.

13.

Overall Rating of the College



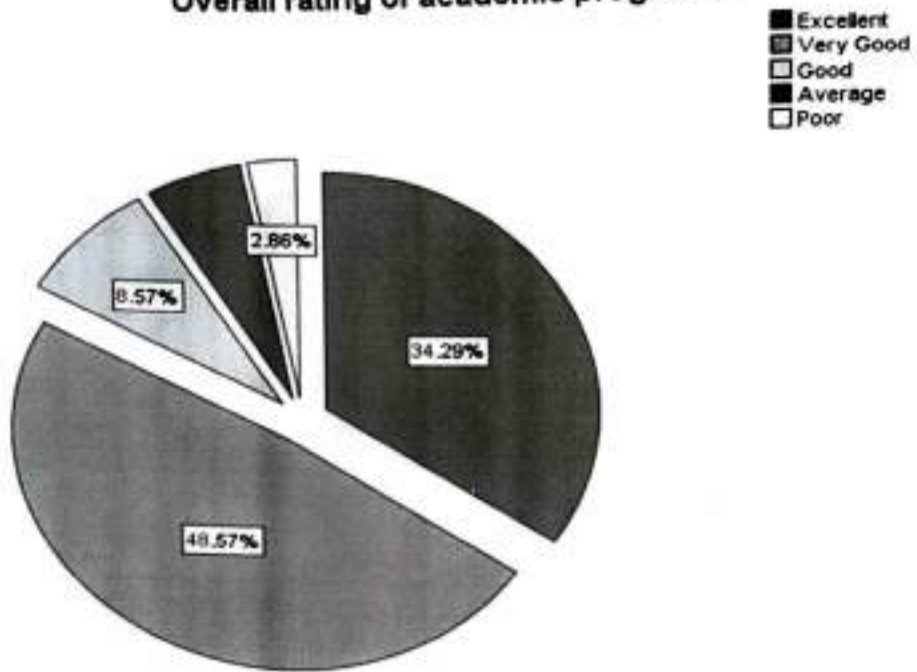
Interpretation:

Looking to the above given chart, around 80 % alumnus have given rating Excellent & Very Good in Overall Rating of the college.



14.

Overall rating of academic programs



Interpretation:

Looking to the above given chart, around 82 % alumnus have given rating Excellent and Very Good in Overall Rating of the Academic Program.



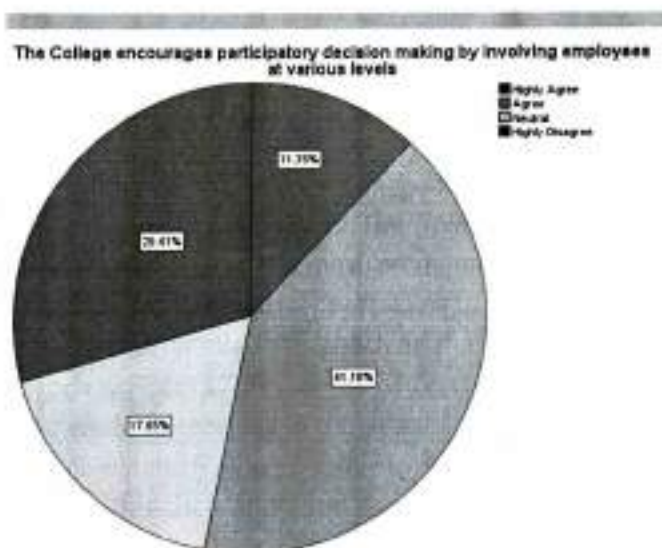
PRINCIPAL
Govt. Arts-Com. & Science College Karcheliya (Kachhal)
Ta. Mahuva, Dist. Surat.

Government Arts, Commerce & Science College Kachhal

Academic Year: 2023-24

Teachers' Feedback Analysis for Academic year 2022-23

Government Arts, Commerce and Science College Kachhal have collected data from Students, Teachers as well as Alumnus. The role of faculty in designing and developing of curriculum is one of the most prominent one in the development of any institution. Feedback from the faculty pertaining to their satisfaction in modelling of a curriculum plays a pivotal role in establishing the importance of an educational institution in the society. Total 17 Responses of Teachers from Arts, Commerce and Science Background we have received in the year of 2022-23. Total of 15 Parameters are introduced to understand Facilities given to teachers and all associated things with teaching-learning, Research and Extra Curricular Activity. Brief study of taken feedback is given below:

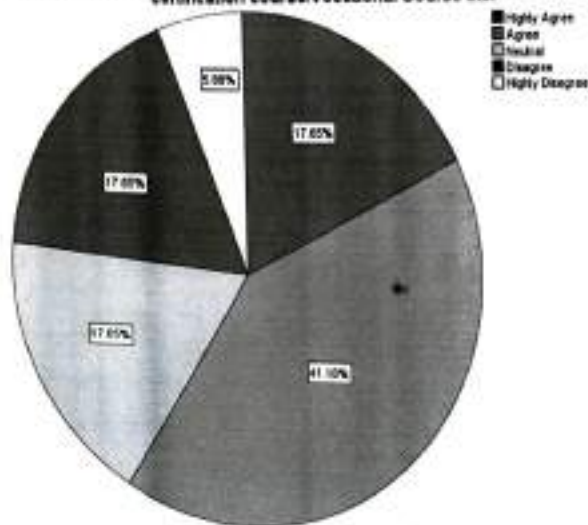


Interpretation:

As per the above chart, Government Arts, Commerce and Science College has received Total 17 responses. Out of total data, 41.18 % of responses of teachers is agreeing that College is encouraging teachers for participatory decision at various levels.



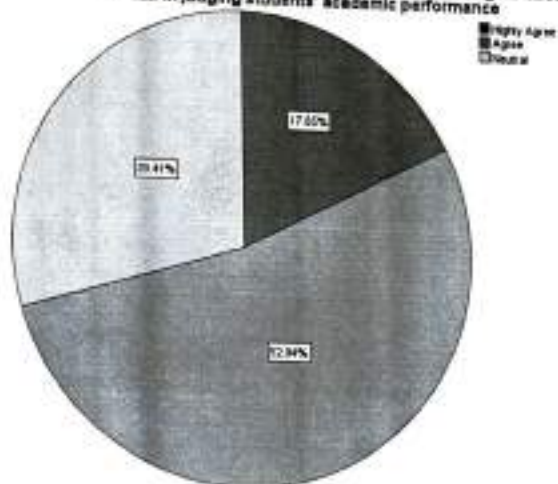
College encourages Faculty members to participate in designing and developing certification courses/Vocational Courses etc.



Interpretation:

As per the above chart, Government Arts, Commerce and Science College has received Total 17 responses. Out of total data, 58 % of responses of teachers are agreeing that College is encouraging teachers to participate in designing and developing certification course.

The examination and evaluation system followed by the College is effective and fair in judging students' academic performance

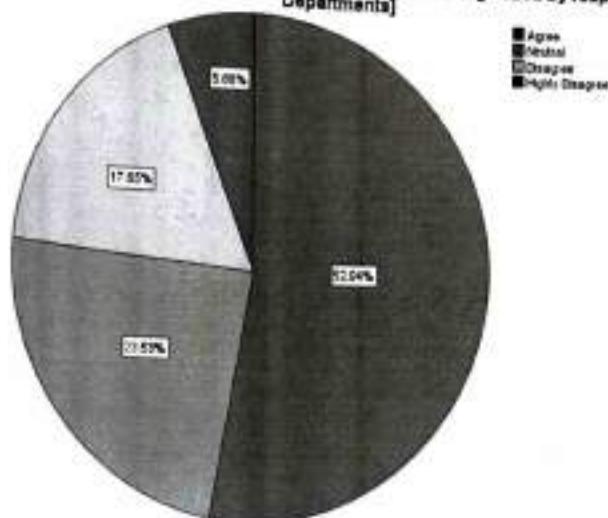


Interpretation:

As per the above chart, Government Arts, Commerce and Science College has received Total 17 responses. Out of total data, around 70% of responses of teachers are agreeing that Examination and Evaluation system followed by college is effective and fair in judging students' academic performance.



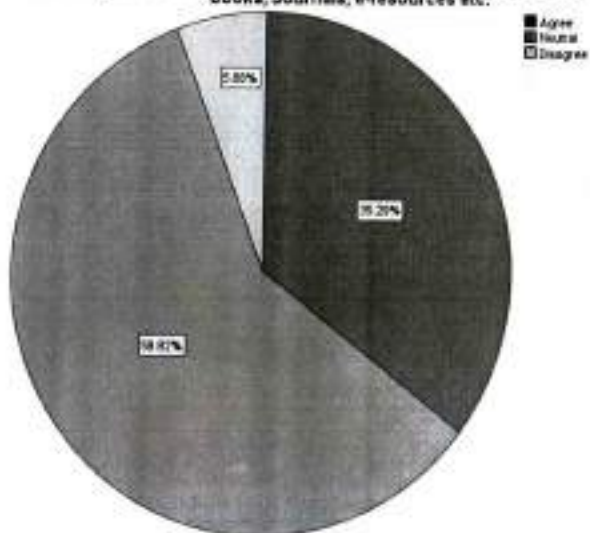
College encourages faculty members to invite experts from academia, research institutions and industry in workshops/seminars etc organized by respective Departments]



Interpretation:

A per the above chart, Government Arts, Commerce and Science College has received Total 17 responses. Out of total data, around 76 % of responses of teachers are agreeing that Examination and Evaluation system followed by college is effective and fair in judging students' academic performance.

The library is adequately equipped with different learning resources, including books, Journals, e-resources etc.

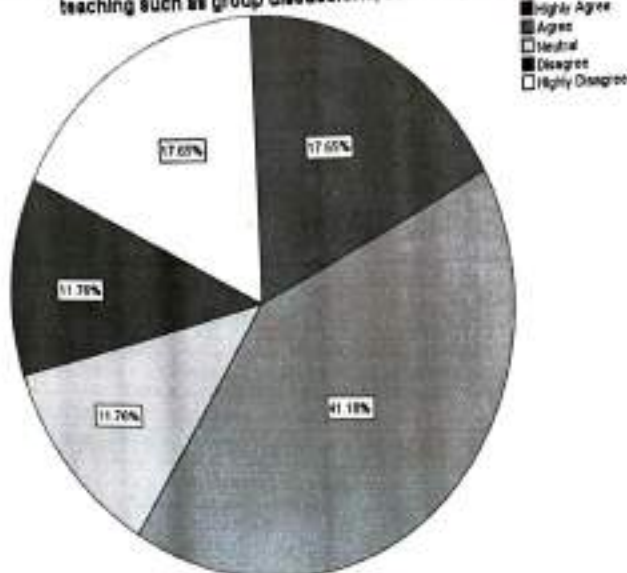


Interpretation:

A per the above chart, Government Arts, Commerce and Science College has received Total 17 responses. Out of total data, around 93 % of responses of teachers are agreeing that Library is adequately equipped with different learning resources, including books, journals, e-resources etc.



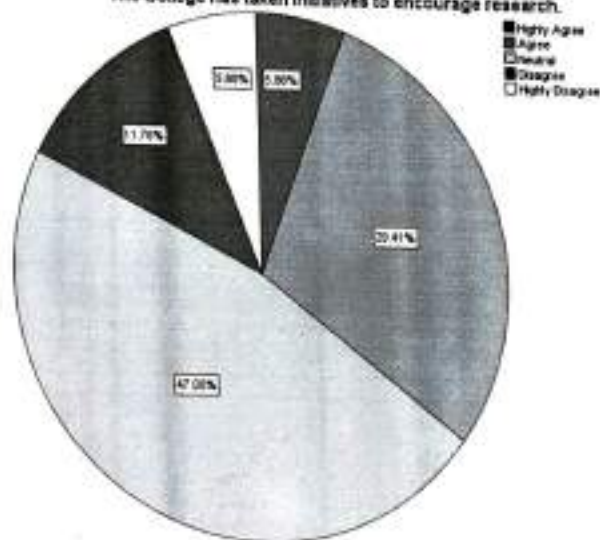
Faculty members have the freedom to adopt new techniques / strategies of teaching such as group discussions, seminar presentations, etc



Interpretation:

A per the above chart, Government Arts, Commerce and Science College has received Total 17 responses. Out of total data, around 60 % of responses of teachers are agreeing that faculty members have the freedom to adopt new techniques/strategies of teaching such as group discussions, seminar presentation etc.

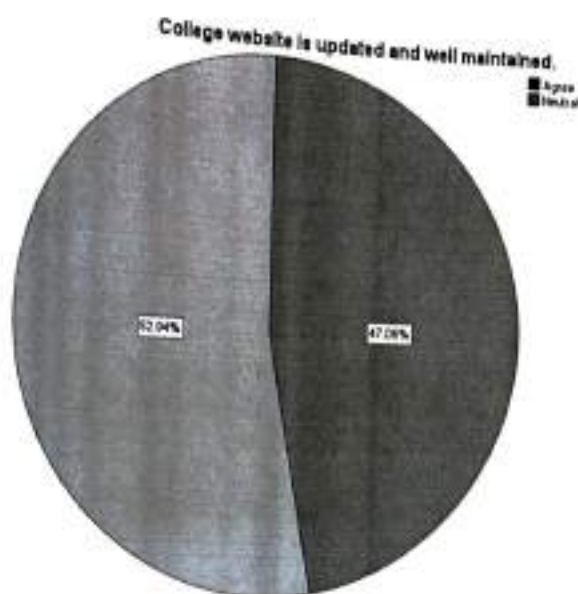
The College has taken initiatives to encourage research.



Interpretation:

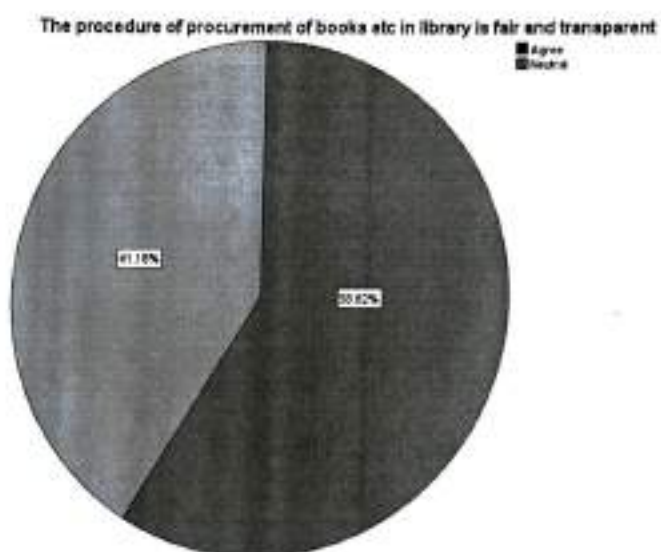
A per the above chart, Government Arts, Commerce and Science College has received Total 17 responses. Out of total data, around 36 % of responses of teachers are agreeing that College has taken initiative to encourage research.





Interpretation:

A per the above chart, Government Arts, Commerce and Science College has received Total 17 responses. Out of total data, around 100 % of responses of teachers are agreeing that College website is updated and well maintained.

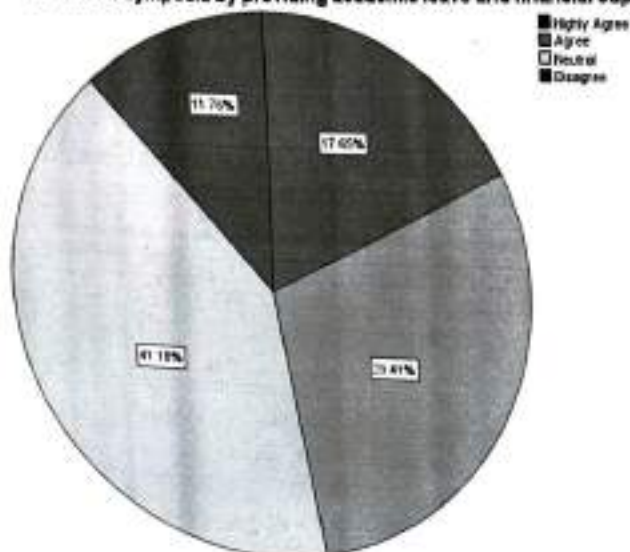


Interpretation:

A per the above chart, Government Arts, Commerce and Science College has received Total 17 responses. Out of total data, around 100 % of responses of teachers are agreeing that procedure of procurement of books etc in library is fair and transparent.



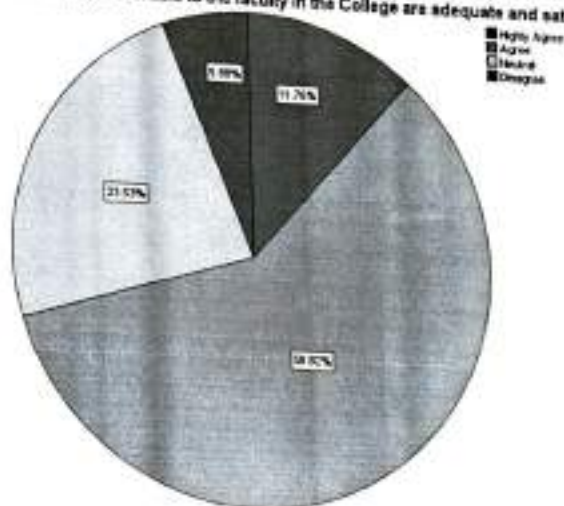
The College supports the participation of faculty in national conferences/seminars/symposia by providing academic leave and financial support.



Interpretation:

As per the above chart, Government Arts, Commerce and Science College has received Total 17 responses. Out of total data, around 47% of responses of teachers are agreeing that College supports the participation of faculty in national conference/seminar/symposia by providing academic leave and financial support.

ICT facilities available to the faculty in the College are adequate and satisfactory

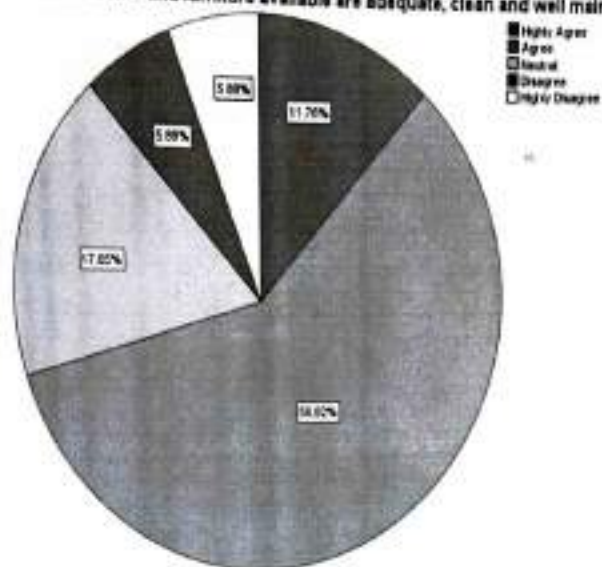


Interpretation:

As per the above chart, Government Arts, Commerce and Science College has received Total 17 responses. Out of total data, around 70% of responses of teachers are agreeing that ICT facilities available to the faculty in the college are adequate and satisfactory.



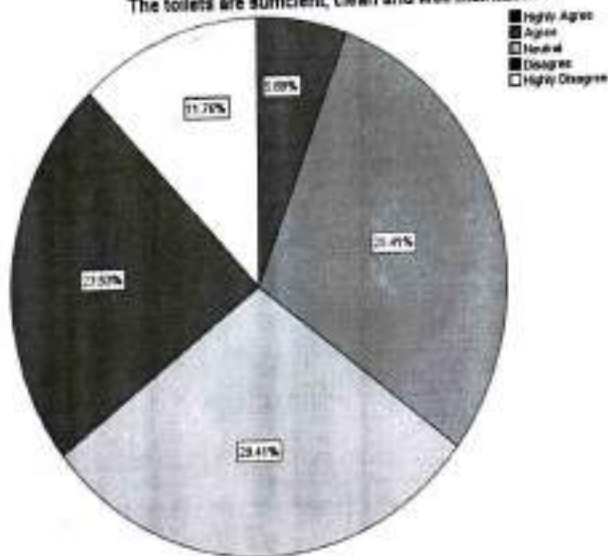
The classrooms and furniture available are adequate, clean and well maintained.



Interpretation:

As per the above chart, Government Arts, Commerce and Science College has received Total 17 responses. Out of total data, around 70 % of responses of teachers are agreeing that Classrooms and furniture available are adequate, clean and well maintained.

The toilets are sufficient, clean and well maintained

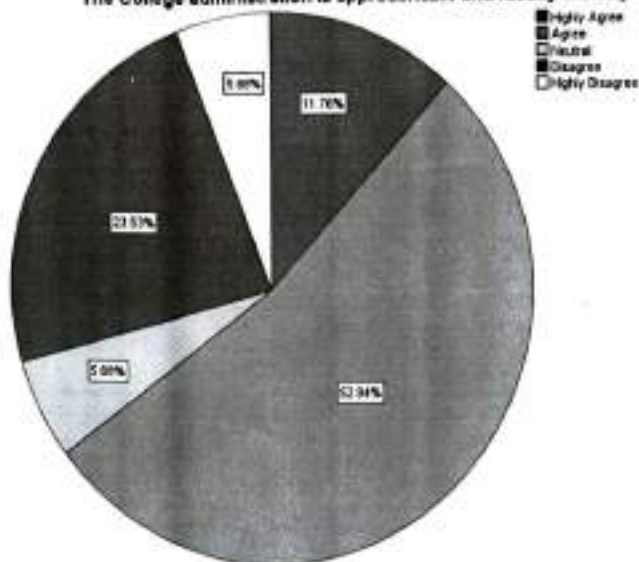


Interpretation:

As per the above chart, Government Arts, Commerce and Science College has received Total 17 responses. Out of total data, around 35 % of responses of teachers are agreeing that Toilets are sufficient, clean and well maintained.



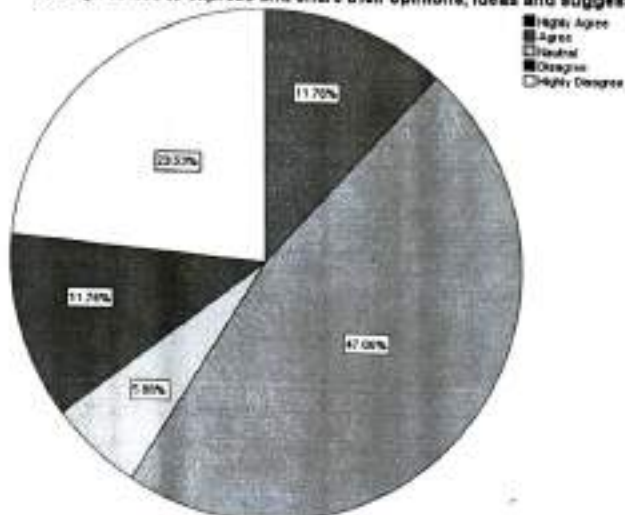
The College administration is approachable and faculty-friendly.



Interpretation:

A per the above chart, Government Arts, Commerce and Science College has received Total 17 responses. Out of total data, around 65 % of responses of teachers are agreeing that College Administration is approachable and faculty friendly.

Faculty are free to express and share their opinions, ideas and suggestions



Interpretation:

A per the above chart, Government Arts, Commerce and Science College has received Total 17 responses. Out of total data, around 60 % of responses of teachers are agreeing that Faculties are free to express and share their opinions, ideas and suggestions.



[Signature]
 PRINCIPAL
 Govt. Arts-Com. & Science
 College Karcheliya (Kachhal)
 Ta. Mahuva, Dist. Surat.