

GOVERNMENT ARTS AND COMMERCE COLLEGE KACHHAL, TA.  
MAHUVA DIST. SURAT

Feedback Analysis of Students, Teachers and Alumni's  
Action Taken Report of Feedback Analysis


Academic Year: 2021-22

Feedback Analysis of Teachers for 2021-22

NAAC Coordinator has taken feedbacks from faculties to overcome many conflicts facing over a time. For that 17 responses have been received.

Kindly give your fair and frank response for the subjects taught by all faculties. The results of the survey are going to be utilized for the betterment only.

1. Gender ratio:



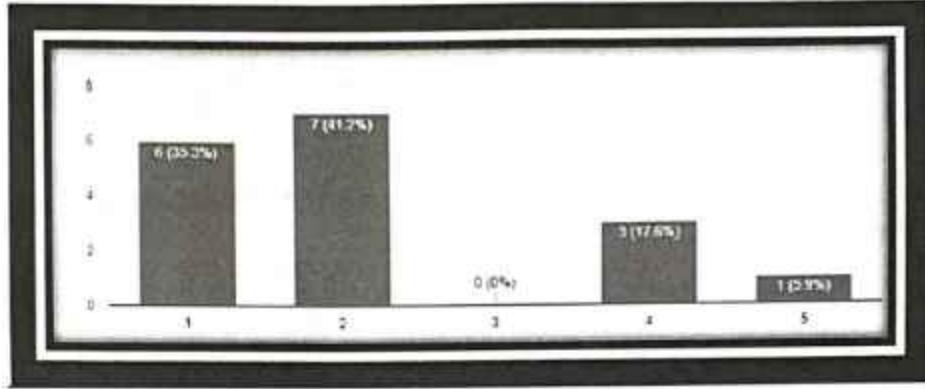
From above given graph, it can be observed that female faculties are moreover same as male faculties.



2. કોલેજ સંચાલકો તરફથી પુસ્તો સહકાર મળે છે.

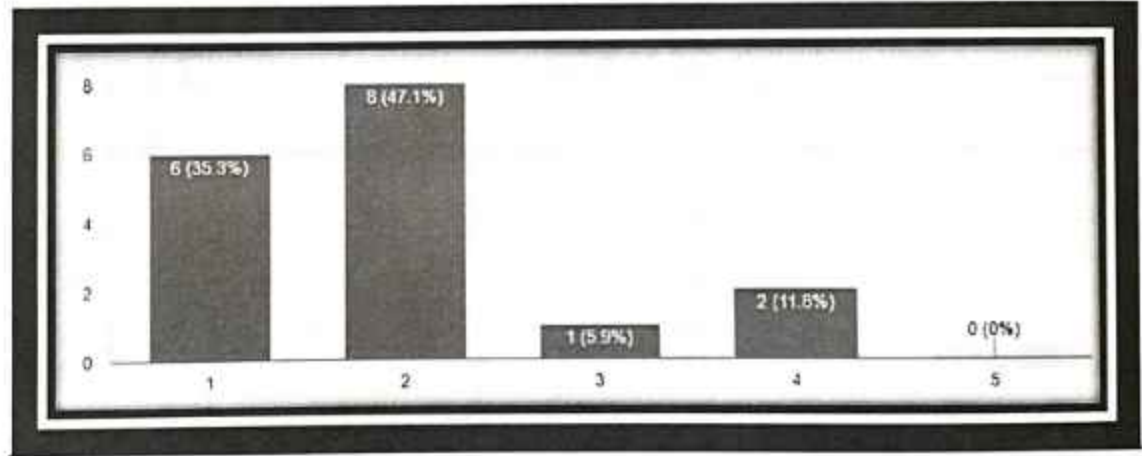
Rate the following statements in 1 to 5 scales keeping in mind the following:

- 1 Completely Agree
- 2 Agree
- 3 Partially Agree and Partially Disagree
- 4 Disagree
- 5 Completely Disagree



It has been observed that 76 % of faculties believe that College management is cooperating with Teaching faculty.


3. કાર્યાલય તરફથી અધ્યાપકલક્ષી દરેક કાર્યમાં સહકાર મળી રહે છે



It has been observed that 82 % of faculties believe that Clerk office is cooperating with teaching faculty.




4. સંસોધન કામ કરવા માટે સમય પર્યાપ્ત માત્રામાં મળી રહે છે.



It has been observed that 65 % faculties believe that they are getting enough time for research work.

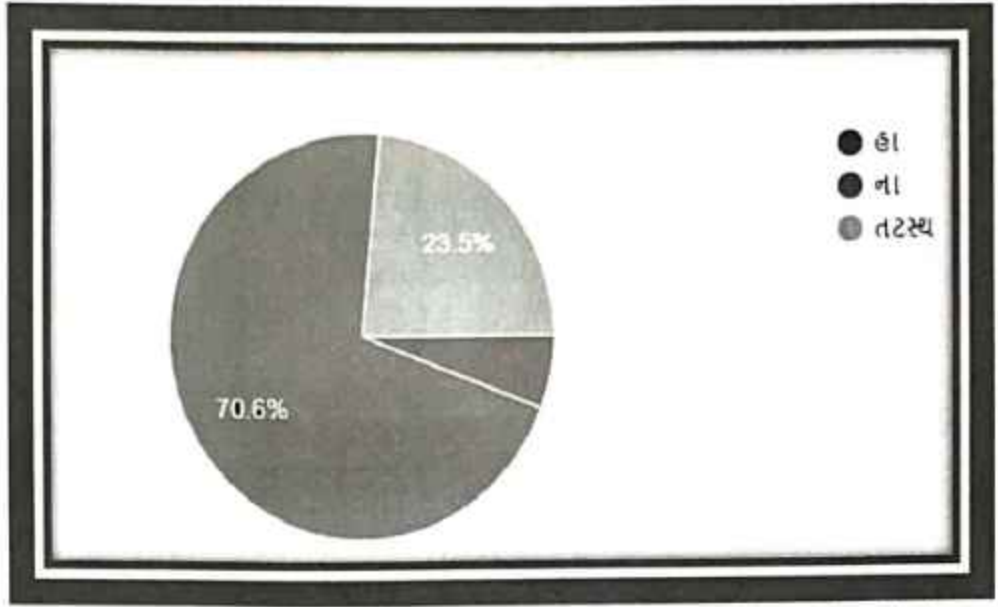
5. ગવર્મેન્ટના નિયમો મુજબ રજાની મંજૂરી મળે છે.



It has been observed that 76 % faculties believe that they are getting leaves as per Government rule.

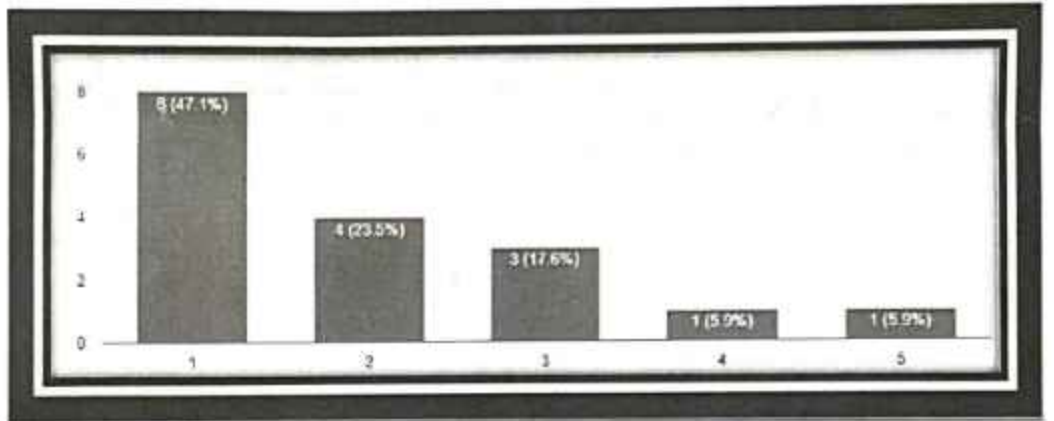
6. કોલેજ માં શિક્ષણ કાર્ય સિવાય સોંપાયેલ અન્ય સમિતિ કાર્યો બોજારૂપ લાગે છે.





It has been observed that 71 % of faculties believe that Additional work given to faculties is not that much burdensome.

7. તમે શૈક્ષણિક વાતાવરણ થી સંતુષ્ટ છો.



It has been observed that 70% of faculties believe that they are fully satisfied with the educational environment.




## Feedback Analysis of Students

NAAC Coordinator has taken feedbacks from students to overcome many conflicts facing over a time. For that 162 responses have been received.

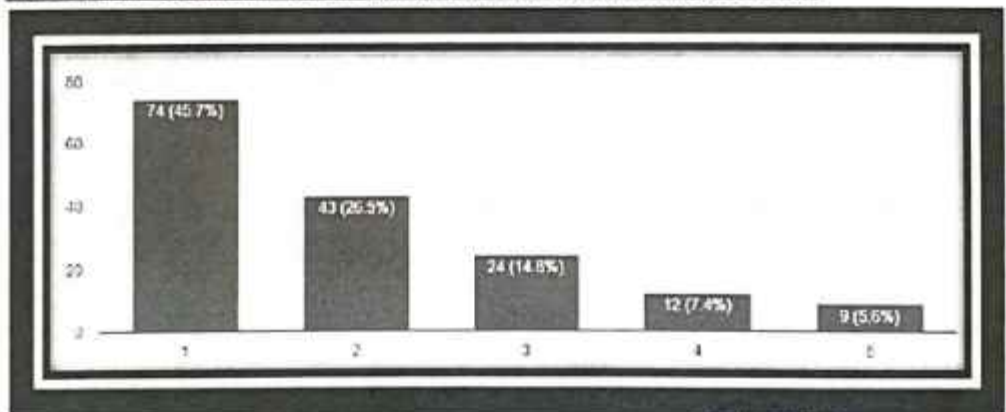
Kindly give your fair and frank response for the subjects taught by all faculties. The results of the survey are going to be utilized for the betterment only.

### 1. Student Ratio for Different Courses:



It has been observed that out of total batch of 2021-22, Majority of Students is taking admission in Arts Stream i.e. 72.2% whereas 27.8% of students are taking admission in Commerce.


### 2. The subject teacher is very regular and punctual in taking lecture.






It has been observed that 62 % of students believe that all the teachers of college are very regular and punctual in taking lecture.

3. The communication skill of subject teacher is very poor.



It has been observed that 57 % of students are denying that communication skill of subject teacher is very poor.


4. It is an interesting experience to attend his\her lecture



It has been observed that 77 % of students believe that lectures taken by all the teachers are interesting.

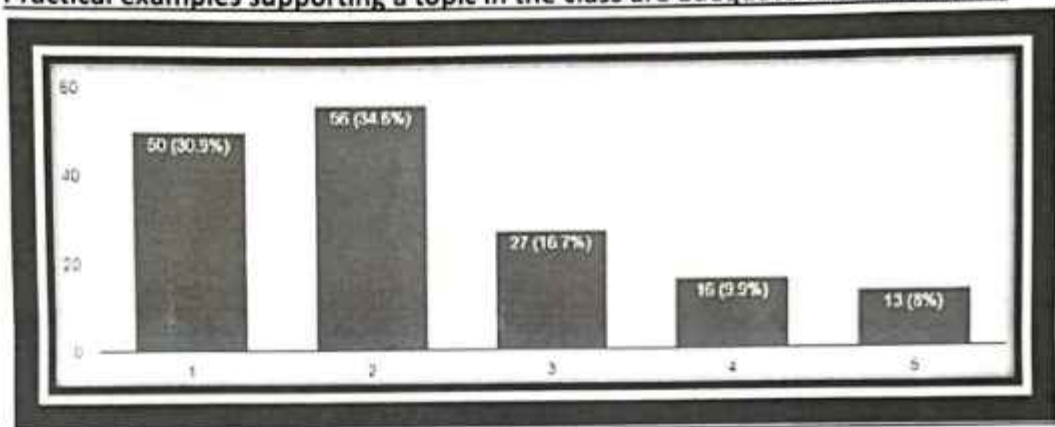
5. I am comfortable with his teaching style.






It has been observed that 78 % of students believes that they are comfortable with the teaching style.

6. Practical examples supporting a topic in the class are adequate and interesting.




It has been observed that 65 % of students believe that practical examples supporting a topic in the class are adequate and interesting.

7. It is really a truly learning environment in his/her lecture



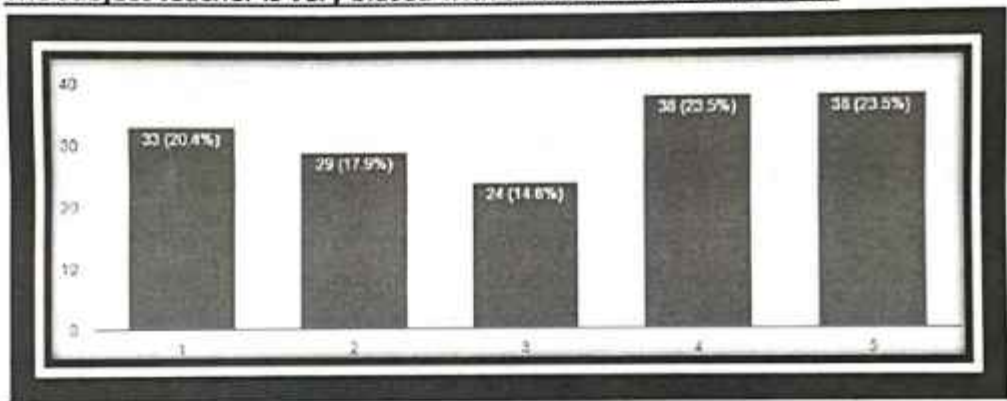
It has been observed that 75 % of students believe that it was truly learning environment they face.

**8. He does not guide us for betterment of our career.**



It has been observed that 56 % of students denying that teachers are not guiding them for betterment of future.

**9. The subject teacher is very biased with some students in the class**




It has been observed that 47 % of students feel that subject teacher is not biased with some students. Whereas 38 % of students feel that subject teacher is biased with some students.

**10. The subject teacher sometimes fails in solving query raised by me.**









It has been observed that 54 % of students denying that teachers fails in solving the query rose by students.

**11. Class assignments given are very practical and a great learning experience for me.**




It has been observed that 75% % of students believes that class assignments given to students are very practical and a great learning experience.

**12. I remain very stressful during his lecture.**



It has been observed that 50 % of students believe that they never feel stress during the lecture. Whereas 36 % feels stress during the lecture.

**13. I find his speed in delivering a lecture is too fast.**



It has been observed that 40 % of students believe that they have found speed in lecture delivery. Rest of the students denying for the same.

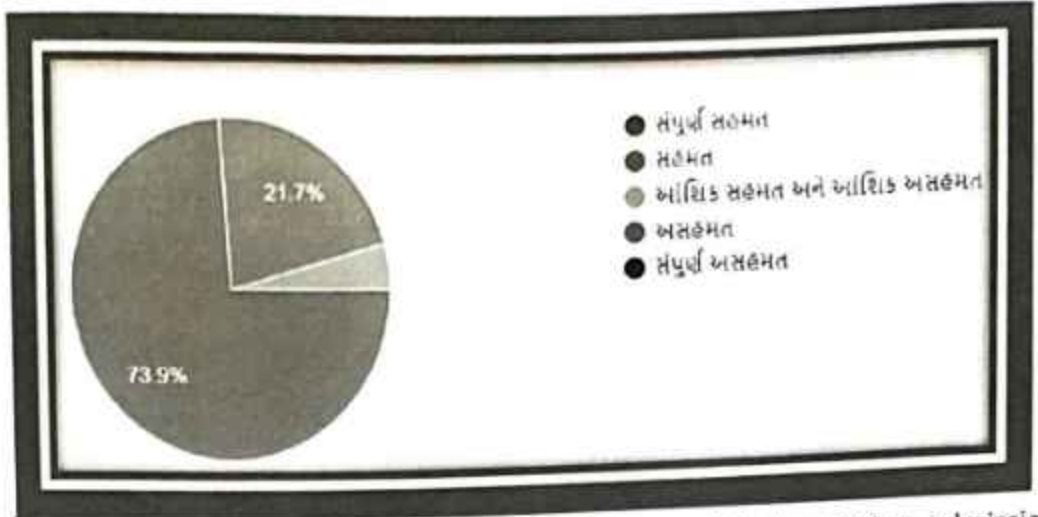
**Feedback Analysis of Alumni's**

NAAC Coordinator has taken feedbacks from students to overcome many conflicts facing over a time. For that 23 responses have been received.

Kindly give your fair and frank response for the subjects taught by all faculties. The results of the survey are going to be utilized for the betterment only.


**1. प्रवेश प्रक्रिया सरण अने सुगम हती?**





It has been observed that 74% of the students had believed that admission process was very clear and easy.


2. કોલેજના શૈક્ષણિક વાતવરણથી આપ સંતુષ્ટ હતા?



It has been observed that 53% of students were satisfied with the educational environment.


3. કોલેજના શૈક્ષણિક તથા બિન શૈક્ષણિક સ્ટાફથી આપ સંતુષ્ટ હતા?





It has been observed that 48% of students were satisfied with the teaching and non-Teaching Staff.


4. લાયબ્રેરી સુવિધાથી આપ સંતુષ્ટ હતા?



It has been observed that 57% of students were satisfied with the Library facility.

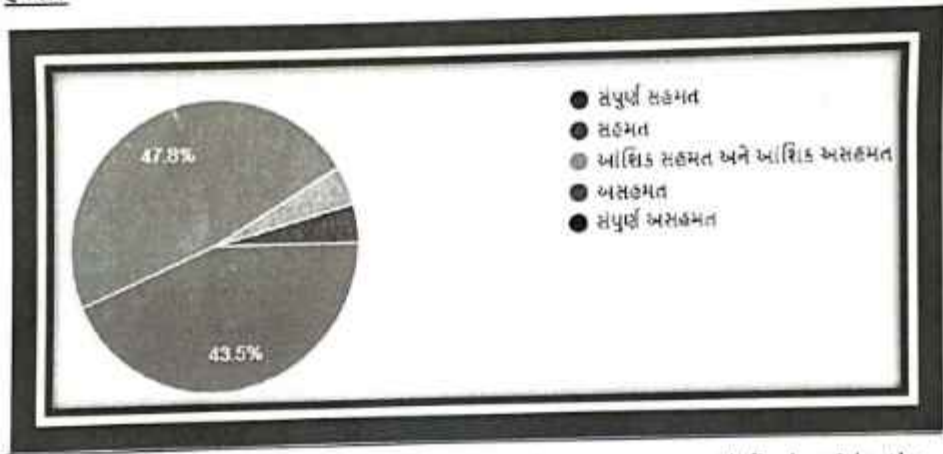
5. શૈક્ષણિક સિવાયની અન્ય પ્રવૃત્તિથી આપ સંતુષ્ટ હતા?





It has been observed that 52% of students were satisfied with the co-curricular activity.

6. સચૂંક્ત રીતે કોલેજના શૈક્ષણિક ઉપરાંત વિદ્યાર્થી વિકાસના કાર્યોથી આપ સંતુષ્ટ હતા?



It has been observed that 44% of students were satisfied with the overall development of students.



*Heta*  
PRINCIPAL  
Govt. Arts & Com. College  
Kachhal, Ta. Mahuva,  
Dist. Surat